

GOVT. DEGREE COLLEGE BANI

NOTICE

In reference to University notification No. Admission/23/4777-4876 Dated: 23-06-2023, Govt. Degree College Bani (Affiliated to university of Jammu) opens admissions to B.A Semester 5th under Choice Base Credit System (CBCS) for the academic Session 2023-24. For admission the desirous students can visit the college and apply.

The details of admission process are as under:

1. **Date of applying: - 06-07-2023 to 21-07-2023.**
2. **Last date of admission without late fee :- 25-07-2023**
3. **Admission with late fee of Rs 350:- 26-07-2023 to 05-08-2023**

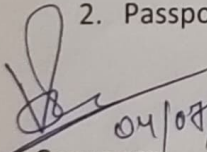
Note: - 1. Student who are desirous to seek admission in the Semester 5th Bachelor Degree Programme under CBCS have to register themselves on online **Academic Bank credit** and **JUCC APP** the steps to register on the ABC & JUCC portal are mentioned in the Annexure-1 & Annexure-2.

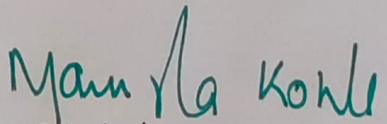
Note:- 2. Only those students who have register on above ABC and JUCC portal are given preference for admission.

Note :-3 Eligibility Criteria : A student will be eligible for promotion Admission from semester 4th to Semester 5th provided he/she has earned atleast 50% of the total credits of semester-3rd and as well as passed in internal assessments of atleast 75% of the papers of semester 4th .

Documents required at the time of admission

1. Photocopies of 3rd Semester Marks Certificate (03 copies)
2. Passport size photographs (04 No)


04/07/2023
Convener
Admission


Principal
Govt. Degree college Bani
Principal
Govt. Degree College
BANI

GOVT. DEGREE COLLEGE BANI

NOTICE

In reference to University notification No. Admission/23/4777-4876 Dated: 23-06-2023 (CBCS) & Admission, Govt. Degree College Bani (Affiliated to university of Jammu) opens admissions to B.A Semester 3rd under Choice Base Credit System (CBCS) for the academic Session 2023-24. For admission the desirous students can visit the college and apply.

The details of admission process are as under:

1. **Date of applying: - 30-06-2023 to 15-07-2023.**
2. **Last date of admission without late fee :- 19-07-2023**
3. **Admission with late fee of Rs 350:- 20-07-2023 to 29-07-2023**

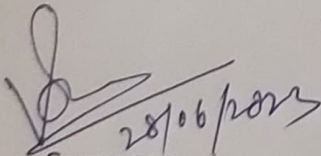
Note: - 1. Student who are desirous to seek admission in the Semester 3rd Bachelor Degree Programme under NEP-2020 & Under Choice Based Credit System (CBCS) have to register themselves on online **Academic Bank credit and JUCC APP** the steps to register on the ABC & JUCC portal are mentioned in the Annexure-1 & Annexure-2.

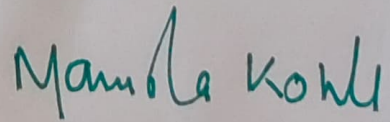
Note:- 2. Only those students who have register on above ABC and JUCC portal are given preference for admission.

Note :-3 Eligibility Criteria : A student will be eligible for promotion Admission from semester 2nd to Semester 3rd provided he/she has earned atleast 50% of the total credits of semester-1st and as well as passed in internal assessments of atleast 75% of the papers of semester 2nd.

Documents required at the time of admission

1. Photocopies of 1st semester Marks Certificate (03 copies)
2. Passport size photographs (04 No)


28/06/2023
Convener
Admission


Principal
Govt. Degree College Bani
BANI

Annexure-I

Registration on Digi Locker and ABC ID Generation.

1. Download Digi Locker App from google play store & install.
2. Click on "Get Started" and then Create Account.
3. Enter all the required details such as Full Name, date of Birth, Gender, Mobile No. Email, Aadhar and 6-digit Security PIN and then Submit.
4. Remember 6-digit security PIN for future references.
5. Again, open the App and Sign in using Mobile No. or Aadhar Number. And Security PIN.
6. After Sign in, go to "SEARCH" menu in the bottom of page.
7. In the Search section, Search "ABC ID Card" and click on it.
8. Enter the required details as "Institution type- University & Institution name- University of Jammu, Jammu Tawi".
9. Click on get document, you will get your ABC ID card.
10. Download the ABC ID card and save it.
11. Importantly enter your ABC ID into the JUCC application. *(For JUCC registration refer to annexure-II).*

ANNEXURE II

Steps to register on JUCC App:

- Download the app JUCC from Google Play Store.
- Open the app.
- Click on the student register.
- Enter student ID (It is printed on Admit card/marks card/examination form).
- Enter registration number(It is printed on Admit card/marks card/examination form).
- Click on the search button.
- Registration form open.
- Verify if your mobile number or email is correct or not.
- Update mobile number or email if it is incorrect .
- Generate OTP for mobile number .
- Wait for 3 minutes for the OTP to be received on your mobile number.
- Enter the OTP received.
- Generate OTP for email.
- Wait for 3 minutes for the OTP to be received and if not receiving, check the spam folder in email.
- Enter the OTP received.
- Enter the password and confirm password.
- Click to proceed.
- Message will be displayed on the screen after the completion of the registration.

Note: -Your login ID is your student ID.

-Retain your password somewhere for future use.

For updating ABC ID

- Login to the JUCC app
- Go to services
- Go to ABC ID and complete two step verification.

Note: For any query related to JUCC App, please mail us at info.jucc@jammuuniversity.ac.in